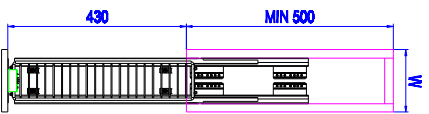
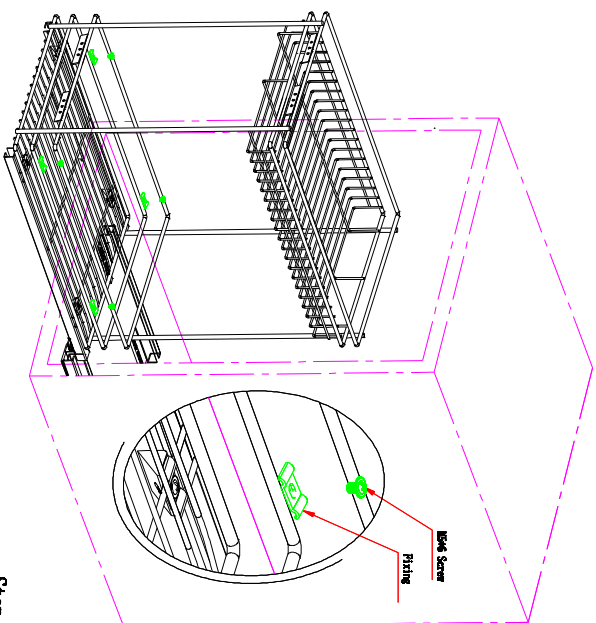


Name	Cabinet width (W)	Size
Two/Three layer drawer basket	400 mm	340*450*470
Two/Three layer drawer basket	500 mm	440*450*470
Two/Three layer drawer basket	600 mm	540*450*470

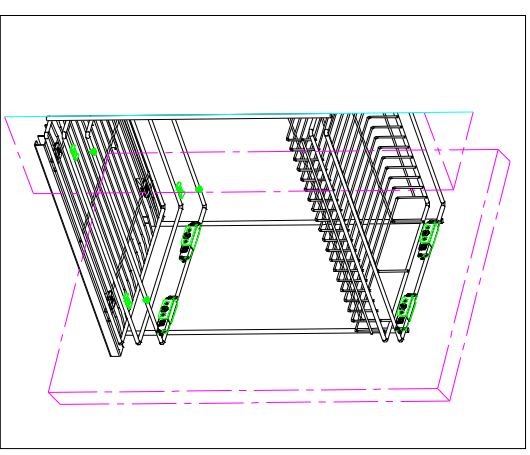
Name	Picture	Qty
ST3, 5*16 Screw		28
M5*6 Screw		4
M5*12 Screw		8
M5*16 Screw		4
Prent fitting		4
Fixing		4
18 Picture mounted soft-closing concealed runner		1付



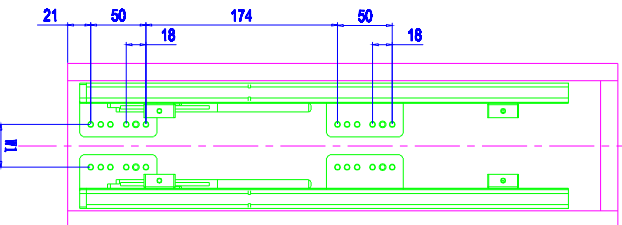
Step 2: Then put the basket on the concealed runner.



Step 4: Connecting the front board with the basket.

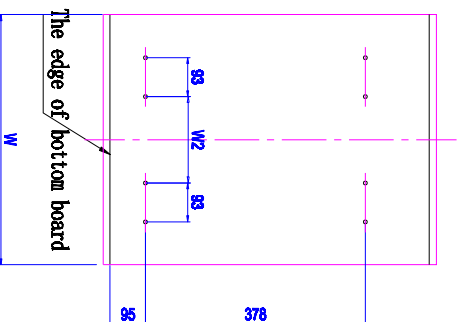


Step 1: Install the concealed runner on the bottom board with 8 pcs screws.



Cabinet width	W1
400	285
500	385
600	485

Step 3: As below picture shows, drill 8 holes in size $\phi 2.5$.



Cabinet width	W2
400	87
500	187
600	287

Step 5: Adjusting the front board.
Note: please loosen the place B before you adjust place A.

